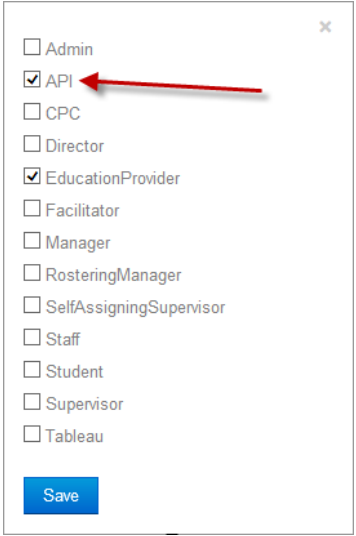

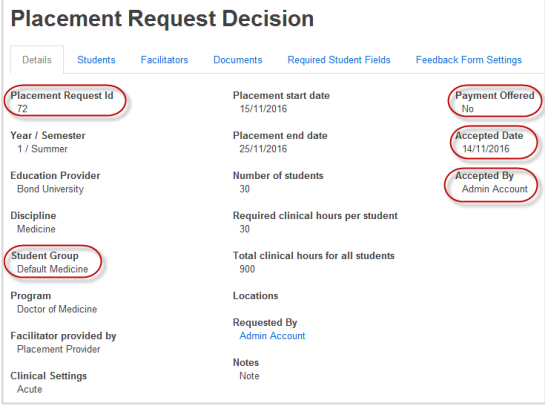
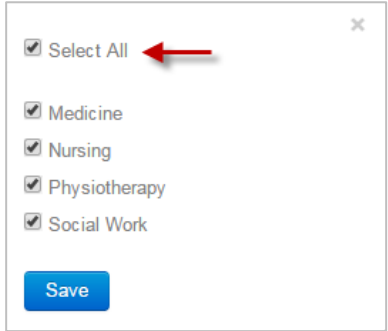
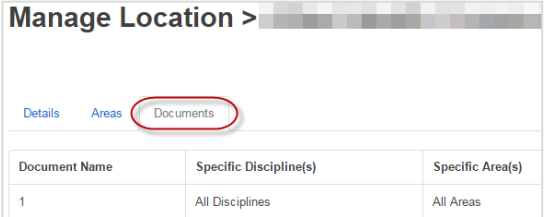
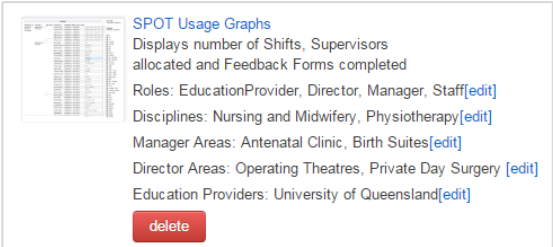


SPOT Upgrade Notes – 24-11-2016

#	Change	Roles with new function	Reference sheets updated	What it looks like
1.	<p>NEW FEATURE API User Role added:</p> <p>This allows a User that has a profile in SPOT to use their set permissions to connect via the SPOT API with other systems. An example is an Education Provider User that also uses Sonia accessing the API.</p> <p><i>NOTE: Other software systems need to have a pre-built connection to SPOT to use this functionality.</i></p>	API	<p>ARef-02 - How to Administer Users</p> <p>Extensive API help documentation for Third Party Developers available at: https://demo.spotapp.com.au/api/v1/help</p>	
2.	<p>NEW FEATURE Added Multiple API Methods:</p> <p>This allows other software vendors the ability to create connections with SPOT.</p> <p>The Education Provider system Sonia has already created a connection allowing student profiles to be created in SPOT directly from Sonia, with other functions to follow.</p>	API	<p>Education Providers using Sonia should contact their Sonia representative to discuss accessing the SPOT-Sonia API.</p>	
3.	<p>IMPROVEMENT Added additional fields to the Details tab of the Placement Request screen.</p> <p>Fields added are:</p> <ul style="list-style-type: none"> - Placement Request Id - Student Group - Payment Offered - Accepted Date - Accepted By 	Director, Education Provider	<p>DRef-01 - Placement Request Approval Process</p> <p>DRef-12 - Reviewing Previous Placement Requests</p> <p>EPref-00 - Using the Education Provider Dashboard</p>	

<p>4.</p>	<p>IMPROVEMENT Added a Select All option to User's disciplines and Education Provider fields when Administering Users</p> <p>This allows Administrator Users to quickly select all Education Providers and Disciplines when setting up a user.</p>	<p>Administrator</p>	<p>ARef-02-How to Administer Users</p>	
<p>5.</p>	<p>IMPROVEMENT Added the option to upload reports through Manage Location with the ability to filter on Area and Discipline to control who gets to see the document.</p> <p>This allows Administrator Users to upload a document to a specific discipline in a location and/or area so that when a student is placed in that location and/or area they have access to the document.</p>	<p>Administrator</p>	<p>ARef-09-How to Add and_Disable Locations and Areas.</p>	
<p>6.</p>	<p>IMPROVEMENT Added additional permission options to Administer Reports so a report can be filtered and made only available to certain Report Users.</p> <p>Reports can be assigned:</p> <ul style="list-style-type: none"> - a set of Roles, - a set of Disciplines (if a Role other than Admin is chosen) - a set of Director Areas (if Director is one of the chosen Roles) - a set of Manager Areas (if Manager is one of the chosen Roles) - a set of Education Providers (if Education Provider is one of the chosen Roles) 	<p>Administrator</p>		



7.	<p>IMPROVEMENT Fixed an issue that stopped the Student Default Supervisor from displaying once added and stopped additional Default Supervisors being added.</p>
8.	<p>IMPROVEMENT Fixed an issue that sometimes displayed the wrong date in certain screens if the application was being accessed from outside of the AEST Timezone.</p>
9.	<p>IMPROVEMENT Fixed an issue that displayed the incorrect radio button as being selected in certain screens.</p>
10.	<p>IMPROVEMENT Fixed an issue that sometimes changed values on a Placement Request when Editing which weren't intended.</p>
11.	<p>IMPROVEMENT Fixed an issue that gave an error message when Disabling Education Provider entered Facilitator Users.</p>
12.	<p>IMPROVEMENT Updated the image management configuration to increase performance/reduce load.</p>
13.	<p>IMPROVEMENT Updated error logging functionality to increase support performance.</p>
14.	<p>IMPROVEMENT Added an error logging feature for the API.</p>
15.	<p>IMPROVEMENT Fixed an error that sometimes triggered firewall issues when accessing the application.</p>